



# GLASGOW CITY REGION LOCAL EMPLOYMENT AND BUSINESS BASE ESTIMATION TOOL GUIDANCE NOTE V.2. 22/09/2020

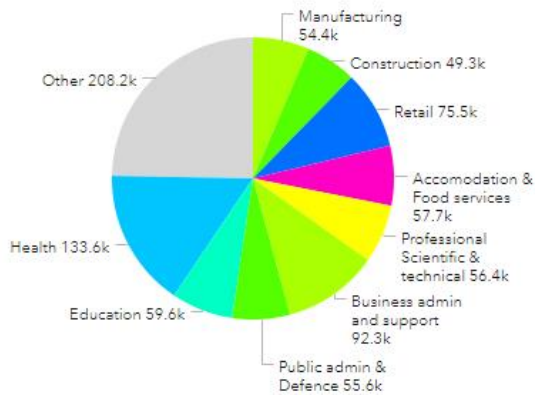
## Intelligence Hub

Number of employees and employment sites across GCR

% of workforce at work 100

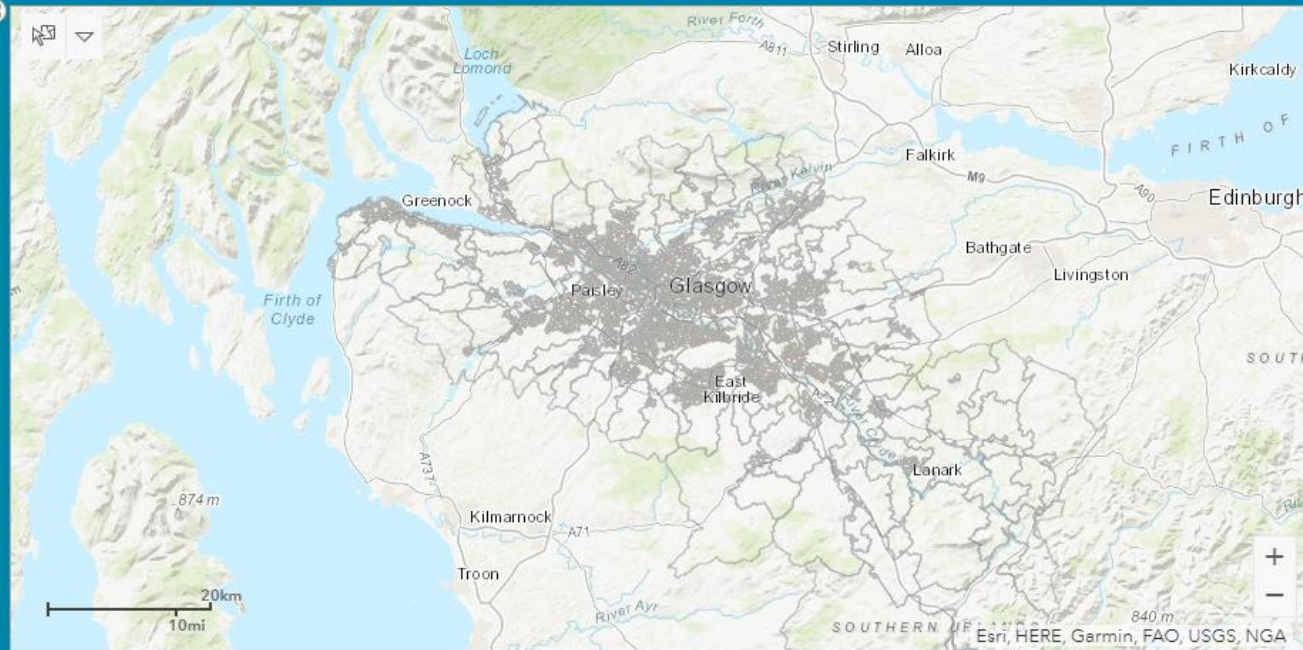
Local Authority All of GCR

Number of employees



Employees

Employment sites



Total number of jobs (BRES 2018)

**842,580**

Total employment site (IDBR)

**52,265**

**Note:** These numbers are estimated based on 2018 data. They include rounding and are only intended to be used for illustration purposes. Please also note that they are based on datazones which vary significantly in size. Please contact GCR Intelligence hub for further information.



ABOUT THE  
TOOL

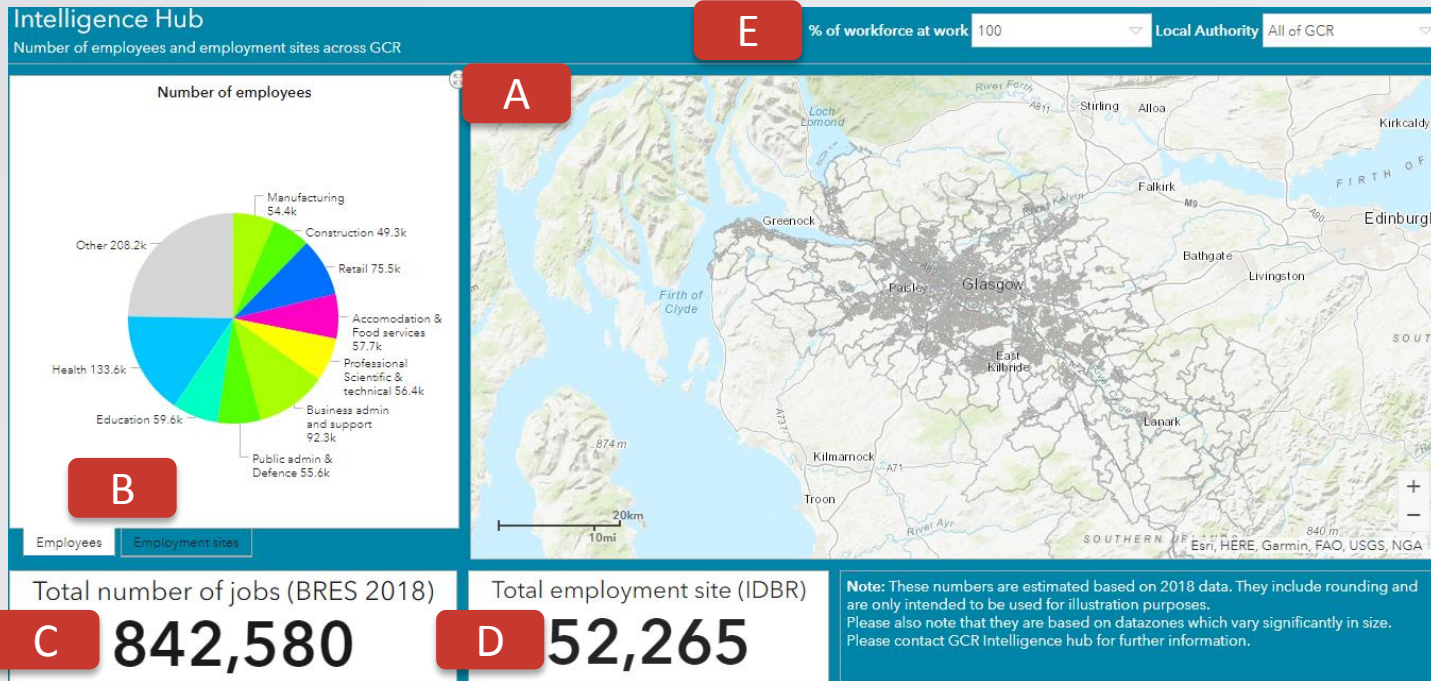
The tool has been developed to provide a better understanding of where the regions jobs and companies are by broad industry. It takes the following data:

- **Employment:** the Business Register and Employment Survey (2018)
- **Companies (Employment Sites):** Inter-Department Business Register (2018)

HOW IT  
WORKS

- **Employee / Employment Sites:** these are sites where the jobs or businesses are registered. ***It does not mean that the activity takes place there.***
- **Datazone:** The data is aggregated at a datazone level. These are based on population sizes and the physical size of these can vary quite significantly. The more densely populated, the smaller the area.
- **Comparisons:** The means caution is required when comparing one datazone to another for employment / business purposes.
- **Rounding:** Due to data protection issues, rounding is used to the nearest 5 for the business sites.
- **Usage:** Due to issues noted above, this should only be used for illustration purposes



**A**

Area Under Consideration (unless a datazone is highlighted – see next page for further details).  
Scroll to zoom in and out

**B**

Click on tabs to show split by Broad Industry of no. of employees or businesses in piechart above

**C**

Total no. of employees for area in A

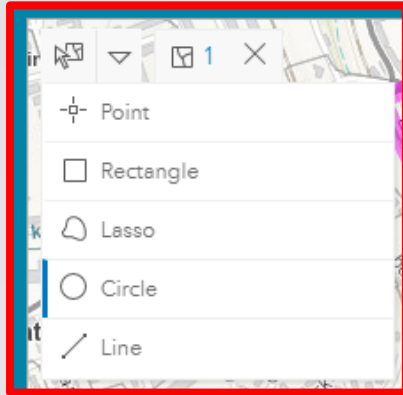
**D**

Total no. of business sites for area in A

**E**

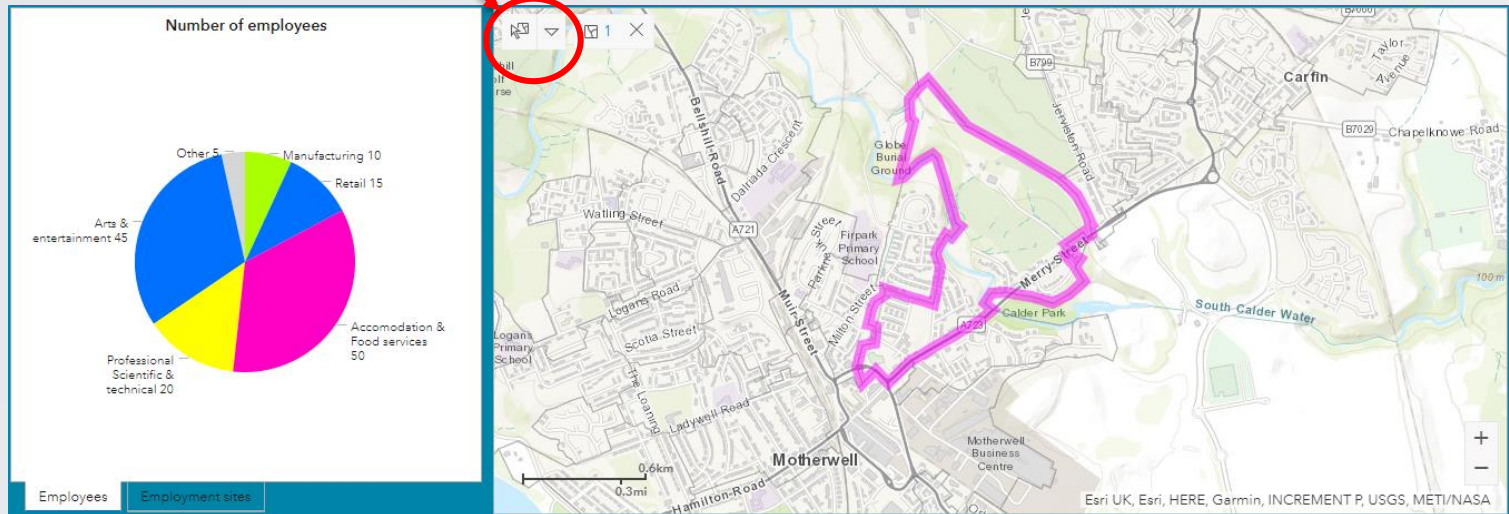
Under progress but allows adjustment in workforce returning – future versions will distinguish offices versus shops etc





## SELECTING AREA OF INTEREST

- Click the icon and select point or circle on area of interest.
- This provides figures for the datazone (pink bounded) area as below.
- At present it provides
  - **Jobs:** for that specific datazone – see pie chart for breakdown
  - **Employment sites:** for that specific datazone – see pie chart for breakdown



Total number of jobs (BRES 2018)

**145**

Total employment site (IDBR)

**25**

**Note:** These numbers are estimated based on 2018 data. They include rounding and are only intended to be used for illustration purposes. Please also note that they are based on datazones which vary significantly in size. Please contact GCR Intelligence hub for further information.

## NEXT STEPS

- **Filtering by Broad Industry:** we will look to add filters so the concentration / location of jobs by broad industry can be shown
- **Micro Data:** we are investigating adding more micro data from non domestic rates which allow for a more granular understanding of where jobs and companies are – ideally at a block level

**Feedback and Further Information:** For further information please contact the GCR Intelligence Hub: [andrew.robertson2@glasgow.gov.uk](mailto:andrew.robertson2@glasgow.gov.uk)



